




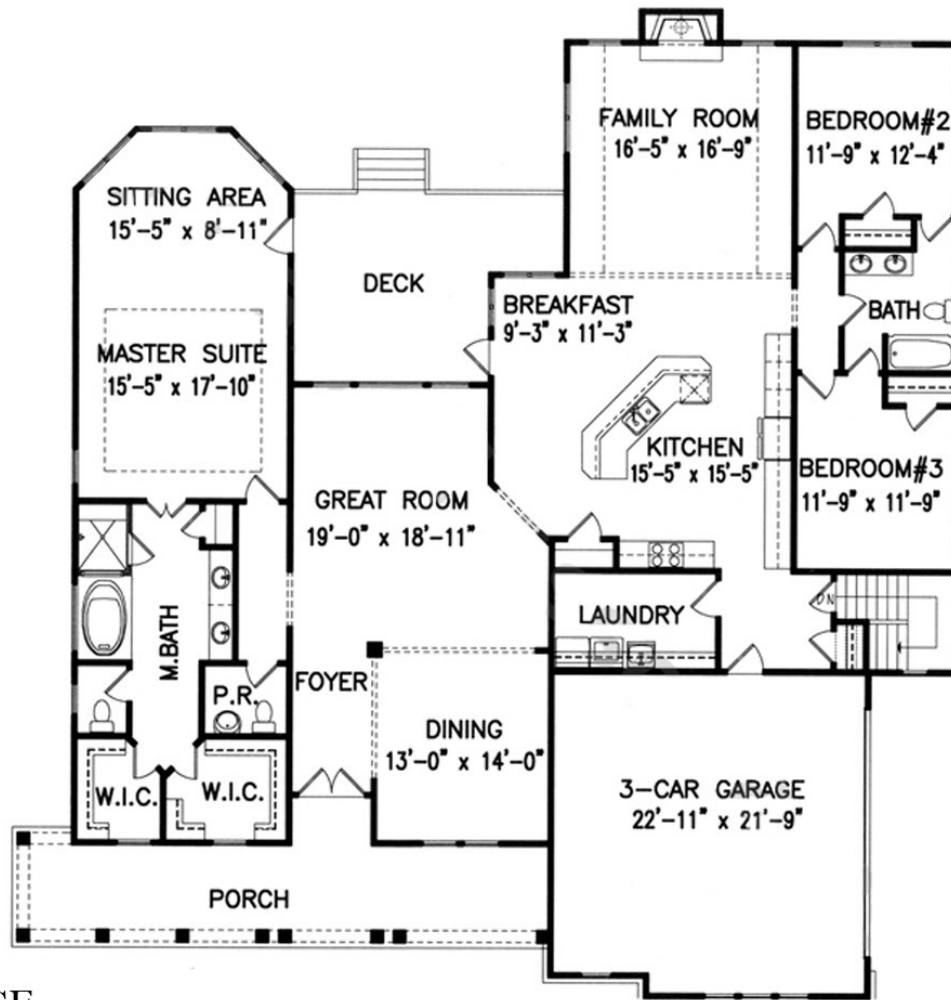
WOODBURY COTTAGE

PLAN # 04146 2,830 SQ. FT.
WIDTH 69' 0"
DEPTH 69' 6"
FOUNDATION: BASEMENT

ARTIST'S CONCEPTION MAY VARY FROM ACTUAL PLAN

Copyright 2007, Garrell Associates, Inc.

GARRELL 
ASSOCIATES INC.
5991 PARKWAY NORTH BLVD., SUITE D
CUMMING, GA 30040
PH.(770)-614-3239 FAX(770)-614-5948
WWW.GARRELLASSOCIATES.COM




FIRST FLOOR PLAN
 2,830 SQ. FT.
 GARAGE 684 SQ. FT.

WOODBURY COTTAGE

PLAN # 04146 2,830 SQ. FT.
 WIDTH 69' 0"
 DEPTH 69' 6"
 FOUNDATION: BASEMENT

ARTIST'S CONCEPTION MAY VARY FROM ACTUAL PLAN

Copyright 2007, Garrell Associates, Inc.

GARRELL 
 ASSOCIATES INC.
 5991 PARKWAY NORTH BLVD., SUITE D
 CUMMING, GA 30040
 PH.(770)-614-3239 FAX(770)-614-5948
 WWW.GARRELLASSOCIATES.COM